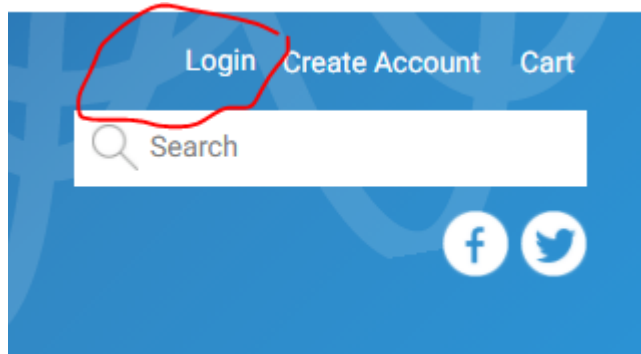
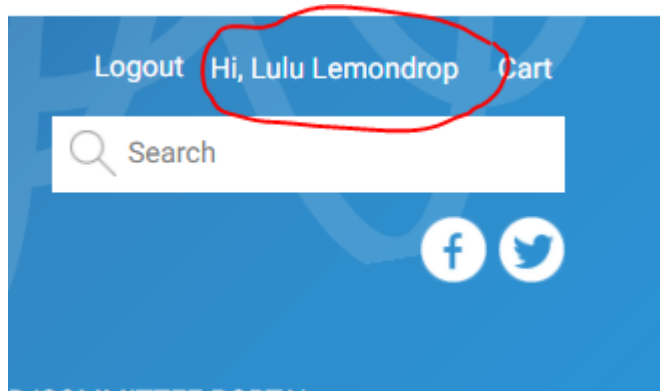


1. Login to your account

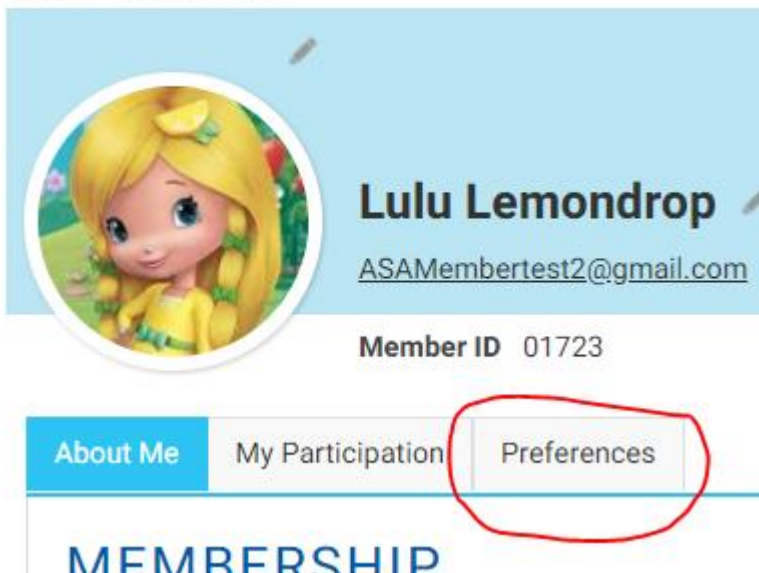


2. Once logged in, click on your name in the top right-hand corner to go to your profile



3. On your profile page, directly under your name and member ID you will see 3 tabs. Click on the 'Preferences' tab

Home » My Account



4. Read through the permissions section and select your options then click 'save' do the same for the preferences section and click 'save'

# PERMISSIONS AND PREFERENCES

We need your permission to communicate with you about our services and provide you with member benefits.

In some instances, we need to share your personal information with partners overseas who help us provide services and benefits.

If you have any questions about how we use your personal information, check our [privacy policy](#) or contact our membership manager, [Mischka Yates](#).

## PERMISSIONS

**\* I consent to receiving information from ASA about its products and services in accordance with the ASA privacy policy**

Yes

No

**\* I give permission for my contact details to be shared with local and international service providers who help provide ASA's products and services in accordance with the ASA privacy policy**

Yes

No

SAVE

CANCEL

## PREFERENCES

**I would like to receive:**

- E-news - Keep up to date with the latest news from ASA
- Professional education communications - For the latest information about educational opportunities
- State news - State based news, information and updates
- Council news - Latest news from your council/s

Unsubscribe from all

You may unsubscribe from these communications at any time.

SAVE

CANCEL

Done!